



#1 SINAI: ISRAEL'S COVENANT WITH YHWH

OBJECTIVES: (BY THE END OF CLASS EACH OF US WILL BE ABLE TO...)

- ✓ State the intentions YHWH had for Israel when he brought them to Sinai
- ✓ List the 10 Commandments in order
- ✓ Explain the process of the confirmation of the Covenant

HOMEWORK: (COMPLETE THIS SECTION BEFORE CLASS.)

1. What does YHWH propose to Israel when they come to Him at Sinai? (19:1-6)
2. How did Israel respond to the presence of YHWH at the mountain?
3. Exodus 20 records the giving of the 10 Commandments ("the covenant" – Deuteronomy 4:13). Write them down in order on the two tablets below.



4. What was one of the central motivations for Covenant justice? (22:21; 23:9)

5. Consider how the following specific instructions for keeping the Covenant relate in some way to one or more of the 10 Commandments.

<u>Specific Commandment</u>	<u>Related 10 Commandment</u>
20:22-25 _____	_____
21:18-25 _____	_____
22:7-13 _____	_____
22:16-17 _____	_____
22:25-27 _____	_____
23:1-8 _____	_____
23:10-12 _____	_____

6. What events transpired at the confirmation of the Covenant between YHWH and Israel?

24:3-4 _____
24:5 _____
24:6-8 _____
24:9-11 _____

ADDITIONAL PERSONAL THOUGHTS AND NOTES

#2 THE GLORY AND PRESENCE OF YHWH

OBJECTIVES: (BY THE END OF CLASS EACH OF US WILL BE ABLE TO...)

- ✓ Explain the use, meaning, and purpose of the Tabernacle
- ✓ Name the elements of the Tabernacle
- ✓ Identify the sin of Israel at Sinai
- ✓ Recall the passage where YHWH reveals His glory to Moses

HOMEWORK: (COMPLETE THIS SECTION BEFORE CLASS.)

1. As Moses and YHWH finalize the Covenant on Sinai, what else does YHWH say will be necessary for His and Israel's relationship? Why does YHWH say this is important? (25:1-9)

2. Exodus 25-31 details the designs and specifications YHWH gave for the Tabernacle. Exodus 35-40 repeats almost the exact same details except this time it is detailing Israel's work of carrying out the instructions previously given in chs. 25-31. Why do you think this repetition exists? What does this repetition teach us about the Tabernacle?

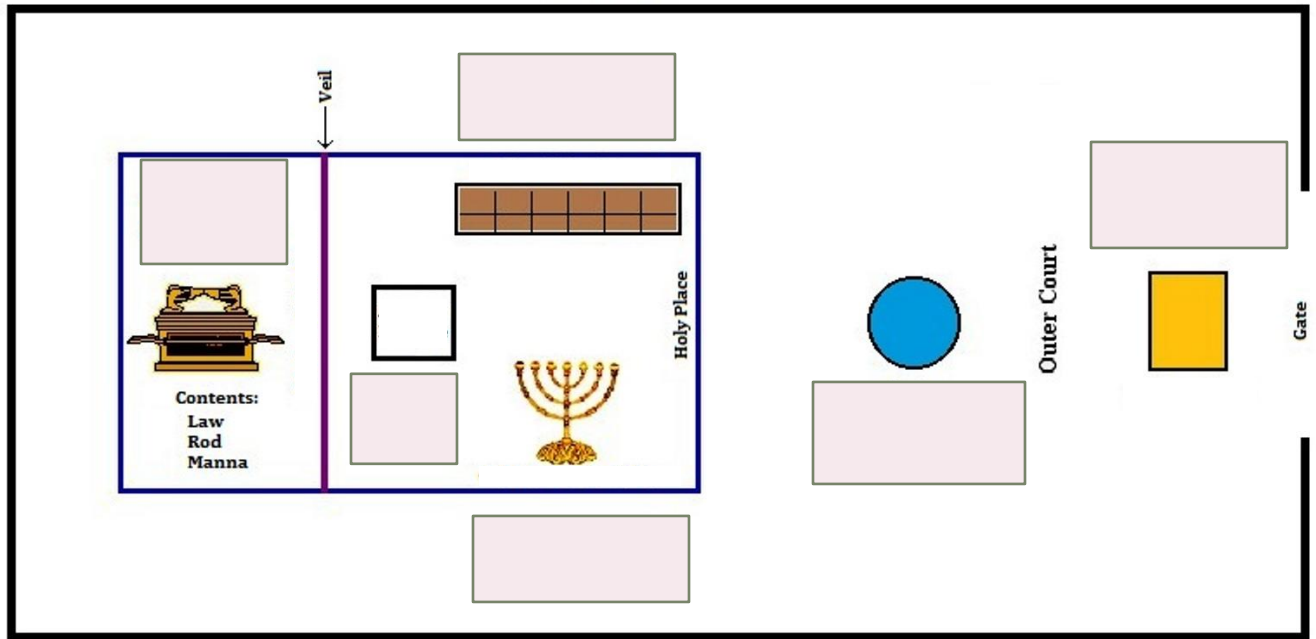
3. The group that worked in the Tabernacle was the priests. Read Exodus 28-29 and note any observations about the nature and importance of the priesthood.

4. What sin did Israel commit in Exodus 32? Why was this so terrible?

IN CLASS NOTES: (TO WORK ON TOGETHER IN CLASS)

5. Fill in the Tabernacle diagram below.

The Tabernacle



6. YHWH nearly left Israel at Sinai after their sin, but Moses pleaded for the people and He remained. At this time YHWH revealed his glory to Moses. What does he say about Himself as He passed by Moses and described what really makes Him glorious? (34:1-10)

ADDITIONAL PERSONAL THOUGHTS AND NOTES

#3 HOLINESS TO DWELL WITH YHWH (PART I)

OBJECTIVES: (BY THE END OF CLASS EACH OF US WILL BE ABLE TO...)

- ✓ Identify at least 3 characteristics of sacrifices
- ✓ Identify the key phrase through the appointment of the priests (Lev. 8-10)
- ✓ Identify the chapter in Leviticus that details the Day of Atonement

HOMEWORK: (COMPLETE THIS SECTION BEFORE CLASS.)

1. Note some of the key features of sacrifices from the following verses. (If you continue reading the instructions for sacrifices in Leviticus 1-7 you will notice these concepts frequently repeated.)

1:3 _____

1:4 _____

1:5 _____

1:9 _____

2. Why is blood so often a point of emphasis in the sacrifices God commanded? (17:11)
3. Leviticus 22:17-33 gives further emphasis to the special nature of the things that were to be sacrificed. Why were these sacrifices supposed to be so pure, unique, and superior? (22:32-33)
4. Read Leviticus 8-10. What phrase is repeated throughout this weeklong process of appointing Aaron and his sons as priests?
5. What lessons do you learn from the story of Nadab and Abihu? (Leviticus 10)

IN CLASS NOTES: (TO WORK ON TOGETHER IN CLASS)

6. One of the most important days every year for Israel was the Day of Atonement. Leviticus 16 details how this day would proceed as well as the purpose of this day.

7. There were numerous feasts, memorials, and celebrations that Israel was commanded to observe. Note the meaning of each of these special times.

Sabbath (23:3) _____

Passover (23:4-8) _____

First Fruits (23:9-14) _____

Pentecost (23:15-21) _____

Trumpets (23:23-25) _____

Atonement (23:26-32) _____

Booths (23:33-44) _____

ADDITIONAL PERSONAL THOUGHTS AND NOTES

#4 HOLINESS TO DWELL WITH YHWH (PART II)

OBJECTIVES: (BY THE END OF CLASS EACH OF US WILL BE ABLE TO...)

- ✓ Identify at least 3 issues of ritual purity in Leviticus (“clean”, “unclean”, etc.)
- ✓ Identify at least 3 issues of moral purity (personal and social ethics)

HOMEWORK: (COMPLETE THIS SECTION BEFORE CLASS.)

1. What do we learn about God from the instructions in Leviticus? (11:44-45; 18:1-5; 19:1-2)

2. Browse the following chapters and note some of the (non-moral) areas that the Israelites needed to be careful in order to be a set apart, unique, ‘holy’ people.
11 _____
12 _____
13 _____
15 _____

3. What are some of the moral and ethical instructions we find in the following passages that would also distinguish Israel as God’s holy people?
18:6-23, 19:29 _____
18:21, 19:4, 26-28, 31 _____
19:3 _____
19:9-10, 13-16, 33-34 _____
19:11-12 _____
19:17-18 _____

4. Why did holiness need to be so important for Israel? (18:24-30; 20:22-26)

IN CLASS NOTES: (TO WORK ON TOGETHER IN CLASS)

5. Leviticus 24:10-16 is one of only two narratives in this lawbook (the other is chapter 10). What do you learn from this story?

6. Some modern readers could read Leviticus and see it as a backward and repressive book due to its moral commandments. At the same time this book is filled with numerous instructions about social justice which many people today embrace. What does this (apparent) contrast teach you about God and his laws?

7. What is the lesson we should learn from the Blessings and Curses of Leviticus 26?

ADDITIONAL PERSONAL NOTES:

#5 ISRAEL REBELS IN THE WILDERNESS

OBJECTIVES: (BY THE END OF CLASS EACH OF US WILL BE ABLE TO...)

- ✓ Give at least 2 examples of Israel's rebellious lack of faith after Sinai
- ✓ Name the 2 spies who believed Israel could take the Promised Land
- ✓ Explain the significance of Aaron's Rod in Numbers 17

HOMEWORK: (COMPLETE THIS SECTION BEFORE CLASS.)

1. According to Numbers 10:11-13 how long was Israel at Sinai?
2. After Israel left Sinai with the Covenant and Tabernacle they received there, things went downhill quickly. What acts of faithlessness and rebellion do we read about in Numbers as Israel journeyed toward the Promised Land?
11:1-3 _____
11:4-9 _____
11:31-35 _____
12:1-3 _____
16:1-3 _____
3. The most disappointing moment in Israel's journey to the Promised Land is found in Numbers 13-14. Read these chapters and note a couple of lessons you learn from what happened.

IN CLASS NOTES: (TO WORK ON TOGETHER IN CLASS)

4. What do you learn from the following people in the story of the Spies?

<u>YHWH</u>

<u>Joshua & Caleb</u>

<u>Israel</u>

5. What is the point of the story of Aaron's Rod? (Numbers 17)

#6 YHWH'S FAITHFULNESS IN THE WILDERNESS

OBJECTIVES: (BY THE END OF CLASS EACH OF US WILL BE ABLE TO...)

- ✓ Identify the sin of Moses that prevented him from entering the Promised Land
- ✓ Name the prophet who tried to curse Israel but was rebuked by his donkey
- ✓ Name the priest who executed justice for YHWH in Numbers 25

HOMEWORK: (COMPLETE THIS SECTION BEFORE CLASS.)

1. REVIEW: Number the following events in order. Consider God's various acts of discipline on Israel whenever they rebelled in the Wilderness.
 - _____ Complaints of Adversity
 - _____ Coup of Korah, Dathan, and Abiram
 - _____ Miriam and Aaron's Mutiny
 - _____ Grumbings and Greed for Meat
 - _____ Doubt of the Spies
 - _____ Grumbling about KDA
2. Read Numbers 20. What sin did Moses commit? What was his punishment?
3. When Israel complained again, what did YHWH do? What solution did he provide? (21:4-9; also see John 3:13-21 for an explanation of what this story teaches us about)
4. After Israel won several battles on their way to Canaan (21:1-35), what prophet was hired to curse them? What king hired the prophet? (22:1-6)

IN CLASS NOTES: (TO WORK ON TOGETHER IN CLASS)

5. _____ was bought by Balak king of Moab to curse Israel, but his donkey rebuked him.
6. When Israel committed idolatry and immorality with the Moabites what priest stood up and checked the plague? (25:1-13)

#7 DEUTERONOMY: KEEPING THE COVENANT

OBJECTIVES: (BY THE END OF CLASS EACH OF US WILL BE ABLE TO...)

- ✓ Explain the circumstances for Israel and Moses at the time of Deuteronomy
- ✓ Give the two words that summarize Deuteronomy
- ✓ Identify the NT passage where Deuteronomy 30 is quoted

HOMEWORK: (COMPLETE THIS SECTION BEFORE CLASS.)

1. The first few chapters of Deuteronomy are a review of the history of Israel after Egypt. Why might Moses have spent so much time reminding Israel of this history?

2. What lessons do the following passages from Deuteronomy teach you?

6:1-9

7:7-11

8:1-10

10:12-22

11:16-25

3. RESEARCH: Where is Deuteronomy 30 quoted in the New Testament?

IN CLASS NOTES: (TO WORK ON TOGETHER IN CLASS)

4. Two words that summarize the message of Deuteronomy are: _____ (to God's instruction with obedience and remembrance) and _____ (God with everything and fellow man as self).
5. The Blessings and Curses of the Covenant (Deut. 28-29)

#8 ENTERING THE PROMISED LAND, PART I

OBJECTIVES: (BY THE END OF CLASS EACH OF US WILL BE ABLE TO...)

- ✓ Name the leader who led Israel into the Promised Land
- ✓ Give the key phrase from Joshua chapter 1
- ✓ Identify the first major victory of Israel in the Promised Land

HOMEWORK: (COMPLETE THIS SECTION BEFORE CLASS.)

1. Read Joshua 1. What key phrase(s) do you see God emphasize as He commissions Joshua to lead the people into Canaan?

2. Who helped the spies in Jericho? (Joshua 2:1)

3. Read Joshua 6. What would have been the strangest part about this battle plan that God gave them for Jericho?

4. Match the chapter to the description:

Joshua 1	Memorial Stones
Joshua 2	Circumcision of New Generation
Joshua 3	Israel Crosses the Jordan
Joshua 4	Joshua Commissioned to Lead Israel
Joshua 5	Spies in Jericho with Rahab
Joshua 6	Battle at Jericho

IN CLASS NOTES: (TO WORK ON TOGETHER IN CLASS)

5. What can we learn from the example of Rahab's faith?

6. How does Joshua point us to Christ?

#9 ENTERING THE PROMISED LAND, PART II

OBJECTIVES: (BY THE END OF CLASS EACH OF US WILL BE ABLE TO...)

- ✓ Identify at least 2 events of sin or poor judgment by Israel upon entering Canaan
- ✓ Memorize Joshua 21:45
- ✓ Explain the context and significance of Joshua 24:15

HOMEWORK: (COMPLETE THIS SECTION BEFORE CLASS.)

1. Write out a sentence or two explaining what Israel did wrong in the following stories.

Achan and Ai (Joshua 7)

The Gibeonites (Joshua 9)



2. Read Joshua 10. What does this chapter teach you about this period of history for Israel?
3. Chapters 13-22 detail the division of the Land that each tribe of Israel would inherit. What do we learn from this portion of Scripture? (21:43-45)

IN CLASS NOTES: (TO WORK ON TOGETHER IN CLASS)

4. Joshua 23-24 is Joshua's farewell address to Israel and his words mirror those of Moses before his death at the end of Deuteronomy. Read the following sections of Joshua 24 and note some of the messages Joshua gives to Israel before he passes away.

14-15 _____
19-20 _____
22-23 _____
26-28 _____

5. Moses and Joshua have near identical farewell addresses. What (if anything) can we learn from this?

#10 THE JUDGES, PART I

OBJECTIVES: (BY THE END OF CLASS EACH OF US WILL BE ABLE TO...)

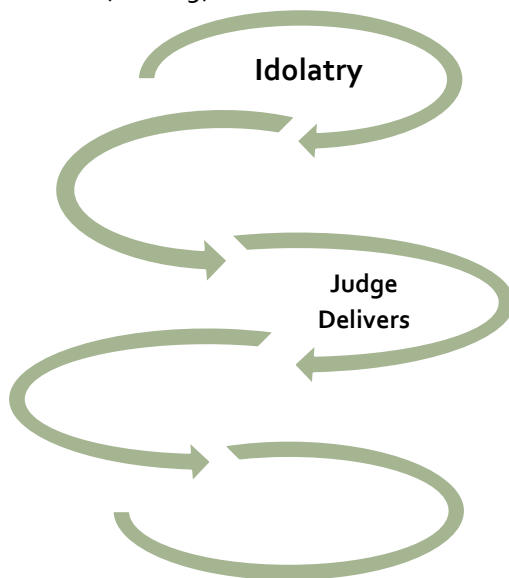
- ✓ Explain what happened in Israel after Joshua died
- ✓ Explain the 'Judges Cycle'
- ✓ Identify the theme of the book of Judges

HOMEWORK: (COMPLETE THIS SECTION BEFORE CLASS.)

1. Judges 1 finishes out the story of Joshua—Israel taking the Land. What is the negative side to Israel in the Promised Land that hints at things not moving forward well? (Judges 1:27-36)
2. What did God promise Israel would face in their time in Canaan? (2:1-5)
3. Why did God leave the nations in the Promised Land? (2:20-23)

IN CLASS NOTES: (TO WORK ON TOGETHER IN CLASS)

4. Fill in the chart to illustrate the downward spiral of Israel after the rising of the “*generation that did not know YHWH*” (2:10-19)



5. What is the repeated refrain at the end of the book of Judges that seems to summarize the message of the book? (17:6, 18:1, 19:1, 21:25)

#11 THE JUDGES, PART II

OBJECTIVES: (BY THE END OF CLASS EACH OF US WILL BE ABLE TO...)

- ✓ List the judges in order
- ✓ Identify at least 3 demonstrations of faith in Judges
- ✓ Analyze one particular judge and give 2 or 3 lessons learned from their life

HOMEWORK: (COMPLETE THIS SECTION BEFORE CLASS.)

1. Find the following Judges and number them in the order that they appear in the book of Judges.

- | | |
|--------------|-------------|
| ___ Othniel | ___ Jair |
| ___ Ehud | ___ Shamgar |
| ___ Tolah | ___ Ibzan |
| ___ Samson | ___ Elon |
| ___ Gideon | ___ Abdon |
| ___ Jephthah | ___ Deborah |

2. Choose one of the following Judges and read their story. Take notes on their story and be prepared to share what you know about them (circumstances of their service, enemy they faced, events in their lives, lessons learned, etc.) with the rest of the class.

Deborah (and Barak)	Gideon	Jephthah	Samson
---------------------	--------	----------	--------

IN CLASS NOTES: (TO WORK ON TOGETHER IN CLASS)

3. What are some lessons we learn about faith from the book of Judges?

#12 RUTH: REDEMPTION IN ISRAEL

OBJECTIVES: (BY THE END OF CLASS EACH OF US WILL BE ABLE TO...)

- ✓ Identify the 3 main characters in the book of Ruth
- ✓ Explain the historical setting for the book of Ruth
- ✓ Explain the purpose of the book in light of the final paragraph

HOMEWORK: (COMPLETE THIS SECTION BEFORE CLASS.)

1. What is the historical setting of the book of Ruth according to the introduction of the book? Why do you think the writer tells us about this setting?

2. Who are the three main characters in the book of Ruth? Record two or three main characteristics or things that happen with them through the story of the book.

<u>Naomi</u>

<u>Ruth</u>

<u>Boaz</u>

3. What significant character is said to be a descendant of Ruth's family at the end of the book?

4. How do you think this genealogy at the end of the book of Ruth help us understand the purpose and message of the book?

ADDITIONAL PERSONAL NOTES:

#13 REVIEW: EXODUS TO CANAAN

OBJECTIVES: *(BY THE END OF CLASS EACH OF US WILL BE ABLE TO...)*

- ✓ List 3 lessons you learn about God through from Exodus to Canaan.
- ✓ List 3 of your personal favorite stories from the journeys of Israel from Exodus to Canaan.
- ✓ List 3 of your personal favorite characters from the Exodus to Canaan and explain why.
- ✓ List 3 lessons you learn for your life from the journeys of Israel from Exodus to Canaan.

HOMEWORK: *(COMPLETE THIS SECTION BEFORE CLASS.)*

1. What are 3 things you learned about the nature of God from the stories we have studied over the past few weeks?

2. What are 3 stories that you personally found the most interesting, fun to read, meaningful, etc. that we have studied the past few weeks?

3. What are 3 characters that you personally found to be compelling, encouraging, fascinating, etc. that we have studied the past few weeks? Why did these people impress you in your study?

4. What are 3 lessons you have learned for your life and the way you serve the Lord?

ADDITIONAL PERSONAL NOTES:

Reading Schedule – Foundations Segment 2

Week 1 (L1 – The Covenant at Sinai / L2 – Glory and Presence of YHWH)

1. Monday Exodus 19-24
2. Tuesday Exodus 25-31
3. Wednesday
4. Thursday Exodus 32-34
5. Friday Exodus 35-40

Week 2 (L3 – Holiness to Dwell with YHWH I / L4 – Holiness to Dwell with YHWH II)

1. Monday Leviticus 1-7
2. Tuesday Leviticus 8-12
3. Wednesday
4. Thursday Leviticus 13-18
5. Friday Leviticus 19-27

Week 3 (L5 – In the Wilderness I / L6 – In the Wilderness II)

1. Monday Numbers 1-12
2. Tuesday Numbers 13-19
3. Wednesday
4. Thursday Numbers 20-27
5. Friday Numbers 28-36

Week 4 (L7 – Keeping the Covenant / L8 – Entering the Land I)

1. Monday Deuteronomy 1-6
2. Tuesday Deuteronomy 7-12
3. Wednesday
4. Thursday Deuteronomy 27-34
5. Friday Joshua 1-6

Week 5 (L9 – Entering the Land II / L10 – The Judges I)

1. Monday Joshua 7-14
2. Tuesday Joshua 23-Judges 2
3. Wednesday
4. Thursday Judges 3-8
5. Friday Judges 9-16

Week 6 (L11 – The Judges II / L12 – Ruth)

1. Monday Judges 17-21
2. Tuesday Ruth 1-4
3. Wednesday
4. Thursday
5. Friday